

Instructions for Accessing the MDOT e-Proposal System using MILogin

Overview

MDOT e-Proposal is available free of charge to registered users for obtaining MDOT project proposals, plans and addenda for advertised projects.

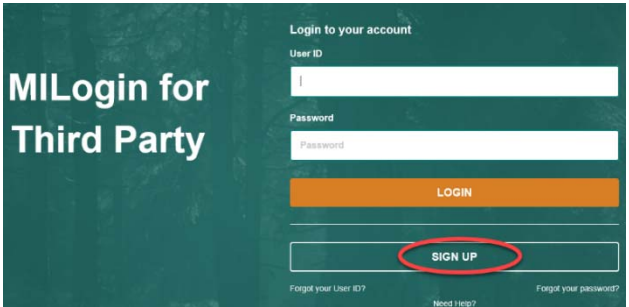
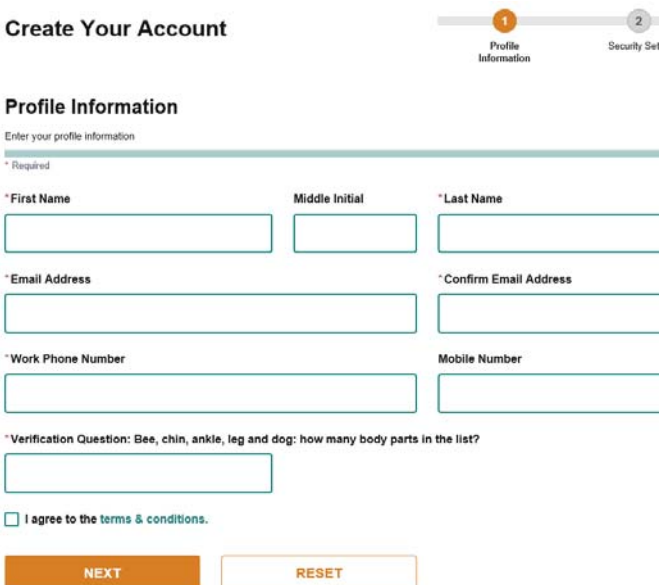
This document includes creating a MILOGIN account, requesting access to MDOT's e-Proposal system, as well as navigating MDOT e-Proposal, adding account to Plan holders list, and submitting Notice to Bidder (NTB) Inquiries.

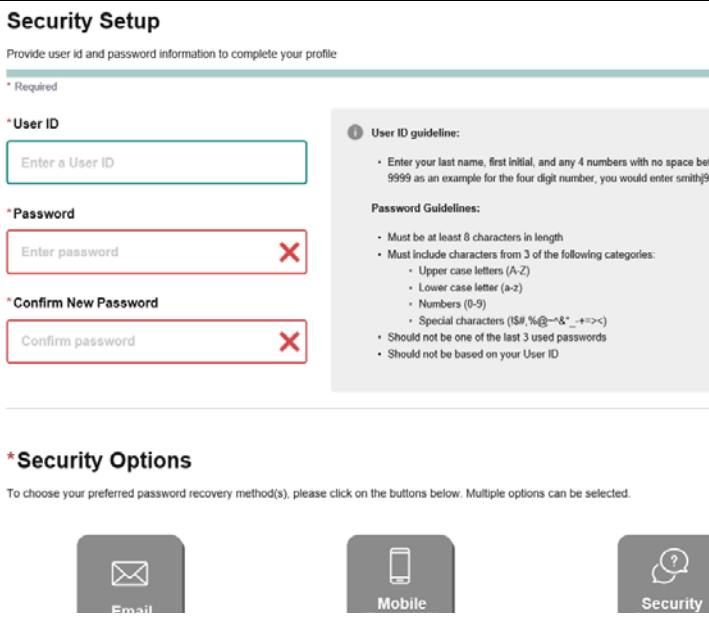
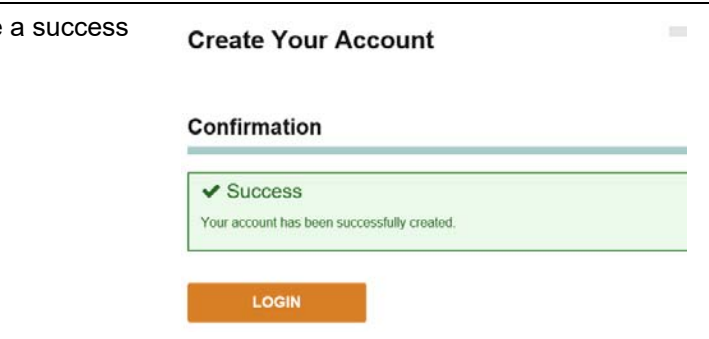
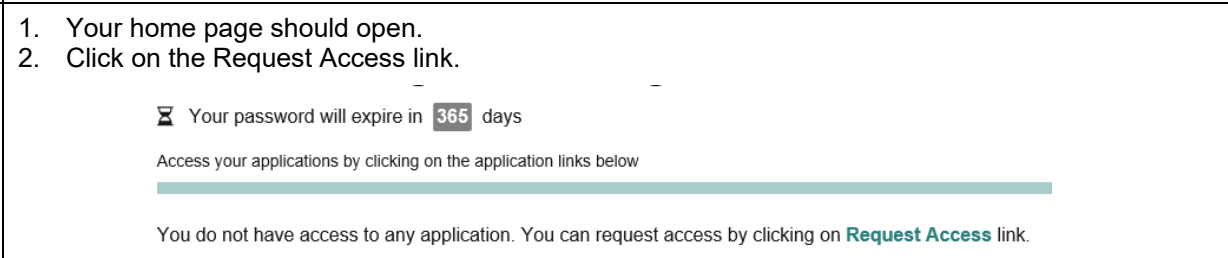
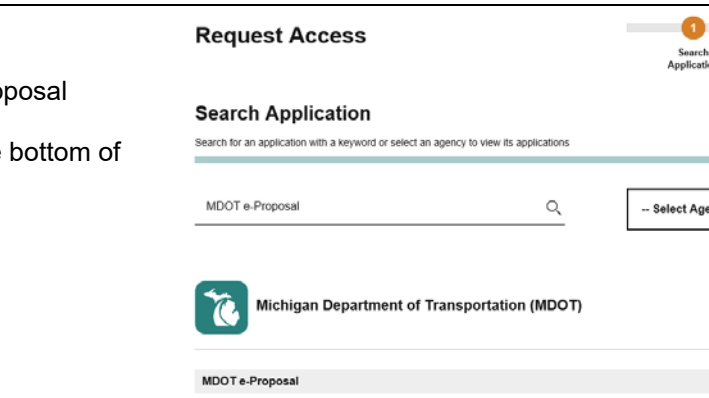
If you have any questions on the e-Proposal site itself, please feel free to contact: MDOT-eProposal@Michigan.gov.

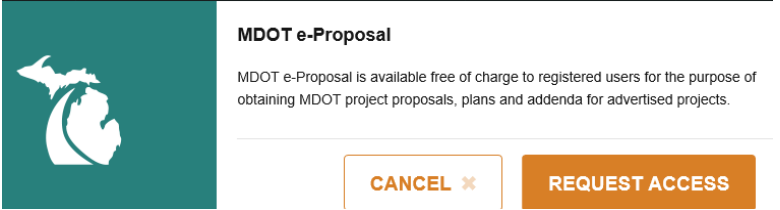
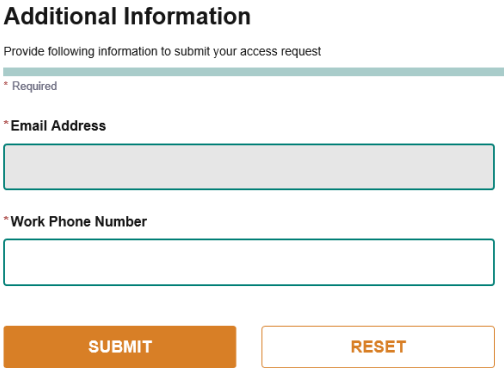
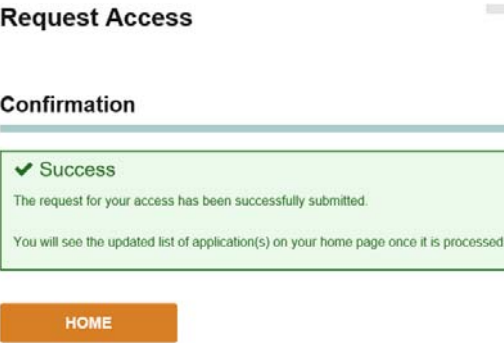
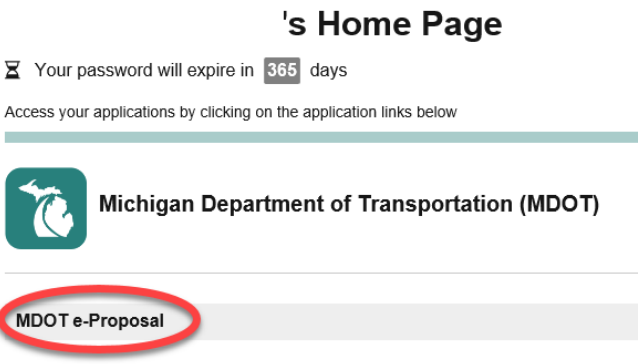


Create MILogin account

Use the following procedure to create a MILogin account:

*If you already have a MILogin account, please proceed to step 6.

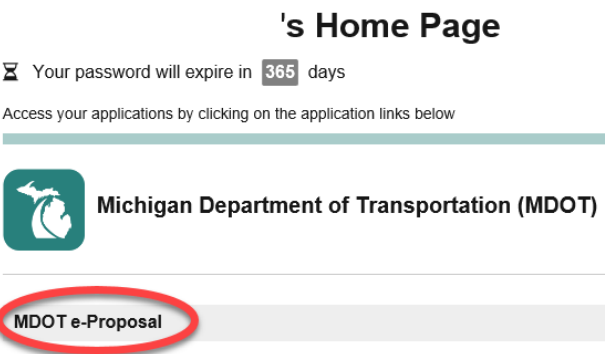
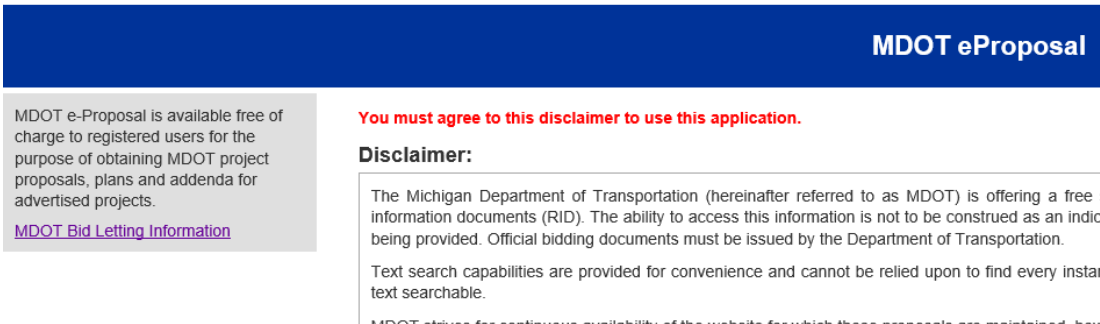
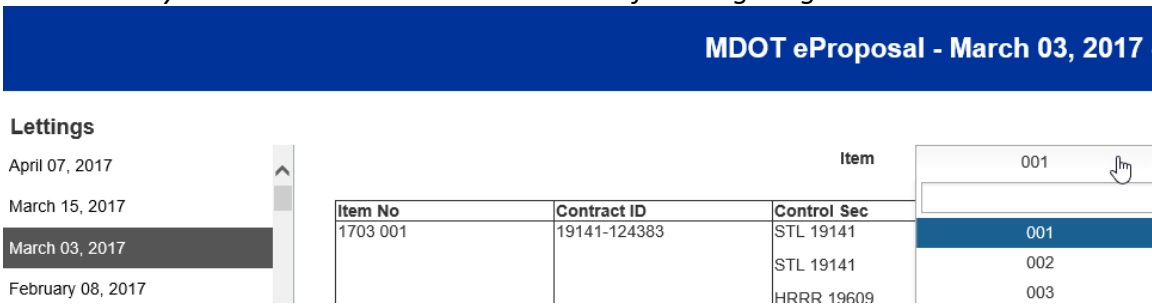
Step	Action
1	Go to the State of Michigan's MILogin website: Third Party users: MILogin for Third Party State of Michigan users: https://miloginworker.michigan.gov
2	Click the Sign Up button. 
3	A Create Your Account window page will open. <ol style="list-style-type: none"> Fill out all the required fields as well as read and agree to the terms and conditions. Click Next once all required fields have been entered. 

Step	Action	
4	<ol style="list-style-type: none"> 1. Create a user id and password in the Security Setup window. 2. Select a Security Option. 3. Click Create Account was complete. 	
5	<p>Upon account creation, you should receive a success confirmation message.</p>	
6	<p>Click the Login button and proceed to login using the user id and password created in step 4.</p>	
7	<ol style="list-style-type: none"> 1. Your home page should open. 2. Click on the Request Access link. 	
8	<p>In the Request Access's Window:</p> <ol style="list-style-type: none"> 1. Search Application enter: MDOT e-Proposal 2. Click on Magnifying Glass 3. MDOT e-Proposal will appear near the bottom of the window. 4. Click on MDOT e-Proposal 	

Step	Action
9	<p>On the MDOT e-Proposal window, click Request Access</p>  <p>MDOT e-Proposal</p> <p>MDOT e-Proposal is available free of charge to registered users for the purpose of obtaining MDOT project proposals, plans and addenda for advertised projects.</p> <p>CANCEL ✕ REQUEST ACCESS</p>
10	<p>On the Additional Information window:</p> <ol style="list-style-type: none"> Review email address and work phone number Click Submit  <p>Additional Information</p> <p>Provide following information to submit your access request</p> <p>* Required</p> <p>* Email Address</p> <p>* Work Phone Number</p> <p>SUBMIT RESET</p>
11	<p>Upon clicking Submit:</p> <ol style="list-style-type: none"> You should receive a success confirmation message. Click the Home button.  <p>Request Access</p> <p>Confirmation</p> <p>✓ Success</p> <p>The request for your access has been successfully submitted.</p> <p>You will see the updated list of application(s) on your home page once it is processed.</p> <p>HOME</p>
12	<p>You will be directed back to your home page and MDOT e-Proposal should be listed.</p>  <p>'s Home Page</p> <p>🕒 Your password will expire in 365 days</p> <p>Access your applications by clicking on the application links below</p> <p> Michigan Department of Transportation (MDOT)</p> <p>MDOT e-Proposal</p>
12b	<p>If you click on the link prior to September 7, 2017 you will receive the following message:</p>  <p>MDOT eProposal</p> <p>Warning!</p> <p>This site is currently under construction. Please continue using the existing site: http://mdotcf.state.mi.us/public/eprop</p>
13	<p>If you click on the link on or after September 7, 2017 you will be directed to MDOT e-Proposal's Disclaimer page.</p>

Navigating e-Proposal

The MDOT e-Proposal program has been successfully applied to your MILogin account. To navigate the site:

Step	Action
1	Go to the State of Michigan's website for MILogin for Third Party .
2	<p>1. You will be directed to your home page.</p> <p>2. Click on MDOT e-Proposal</p> 
3	<p>1. Read Disclaimer</p> <p>2. Click on the 'I have read and accepted the terms set forth in the disclaimer'.</p> <p>3. Click the Agree button</p> 
4	<p>1. Select a Letting from the Letting Menu</p> <p><i>TIP: You may use the Previous and Next buttons for navigating.</i></p>  <p>2. Then, select an Item from the Item Number Menu</p> <ol style="list-style-type: none"> Information regarding the Item is provided. The following files may be available for viewing/downloading by clicking on the appropriate file link: <ol style="list-style-type: none"> Plans


Step	Action																				
	<p>ii. Proposal iii. Addendum(s) if applicable iv. Reference Information Documents if applicable v. NTB Contact Inquiry (Pre-Let) if applicable vi. Plan holders if applicable</p> <p style="text-align: right;">Item <input type="text" value="001"/> <input type="button" value="Next"/></p> <table border="1"> <thead> <tr> <th>Item No</th> <th>Contract ID</th> <th>Control Sec</th> <th>Job No</th> <th>Federal No</th> </tr> </thead> <tbody> <tr> <td>1703 001</td> <td>19141-124383</td> <td>STL 19141</td> <td>133142A</td> <td>STP 1719(005)</td> </tr> <tr> <td></td> <td></td> <td>STL 19141</td> <td>124383A</td> <td>STP 1719(004)</td> </tr> <tr> <td></td> <td></td> <td>HRRR 19609</td> <td>131244A</td> <td>HRRR 1719(006)</td> </tr> </tbody> </table> <p>7.00 mi of hot mix asphalt overlay, high-friction surface treatment, trenching and aggregate shoulders on Grange Road from M-21 north to Road from Chandler Road to Shepardsville Road, Clinton County. 3% DBE PARTICIPATION REQUIRED Net classification required for this project is 1231 Cb</p> <hr/> <p>Plans and proposal: Estimated pages for plans - The proposal for this project includes all documentation shown in PDF format below: Federal Letting Requirements-02.pdf - 2.96 MB AddendA-MI1 Wage Decision Updates.pdf - 0.27 MB AddendB-M61 Wage Decision Updates.pdf - 0.22 MB 124383_Proposal.pdf - 3.45 MB</p> <hr/> <p>Reference Information Documents: Reference information documentation not available.</p> <hr/> <p>NTB Contact Inquiry (Pre-Let):Project Manager - Pam Blazo NTB-1703001-3-1-2017.pdf - 0.02 MB</p> <hr/> <p>Plan holders: ADD me to the plan holders list.</p>	Item No	Contract ID	Control Sec	Job No	Federal No	1703 001	19141-124383	STL 19141	133142A	STP 1719(005)			STL 19141	124383A	STP 1719(004)			HRRR 19609	131244A	HRRR 1719(006)
Item No	Contract ID	Control Sec	Job No	Federal No																	
1703 001	19141-124383	STL 19141	133142A	STP 1719(005)																	
		STL 19141	124383A	STP 1719(004)																	
		HRRR 19609	131244A	HRRR 1719(006)																	
5	MDOT e-Proposal users may add themselves to the Plan holders listing by clicking on the ADD button in the Plan holders: section (see image above).																				

Submit NTB Inquiry

Inquirers are required to utilize this process to ask questions on projects that are advertised for letting. MDOT project managers and contact personnel who are responsible for a particular project will respond to inquiries and post their responses to the e-Proposal website.

This process will assist with answering the same questions multiple times and provide consistent answers. Questions will be posted anonymously and a direct response will be emailed to the inquirer in addition to being posted to the e-Proposal website.

Step	Action
1	Go to the State of Michigan’s website for MI Login for Third Party and click on MDOT e-Proposal.
2	Read Disclaimer 1. Click on the ‘I have read and accepted the terms set forth in the disclaimer’.

	2. Click the Agree button
3	1. Select a Letting from the Letting Menu 2. Then, select an Item from the Item Number Menu
4	<p>The e-Proposal website will display a link to the Project Manager as the contact person for the project.</p> <p>NOTE: This link is only active until the day of the letting.</p> <div data-bbox="737 359 1422 590" style="border: 1px solid black; padding: 5px;"> <p>Reference Information Documents: Reference information documentation not available.</p> <hr/> <p>NTB Contact Inquiry (Pre-Let):Project Manager - Pam Blazo NTB-1703001-3-1-2017.pdf - 0.02 MB</p> <hr/> <p>Plan holders: ADD me to the plan holders list.</p> </div>
5	<p>Inquirers clicking on the e-Proposal NTB Inquiry link will generate an email message pre-addressed to the Project Manager with the Letting, Item and contract ID number added by default to the subject line.</p> <p>Questions can be typed in the message and should include: Full Name of Inquiring Person, Company Name, Contact information including Phone and email address and Detailed question(s) with reference to the proposal page and/or plan sheet number.</p> <div data-bbox="927 615 1442 831" style="border: 1px solid black; padding: 5px;"> <p style="text-align: right;">Letting 1708 Item 001 Contr</p> <p>File Message Insert Options Format Text Review Tell</p> <p>Send From VerhageH@michigan.gov</p> <p>To Blazo, Pamela (MDOT);</p> <p>Cc MDOT-Eproposal</p> <p>Subject Letting 1703 Item 001 Contract ID 19141-124383</p> </div>
6	<p>Upon receipt of the email an MDOT e-Proposal Resource will post the inquiry to the MDOT e-Proposal website.</p> <p>The MDOT PM will post the response to the Inquiry within the same document when the correct response is determined.</p>
7	<p>The e-Proposal website will display all inquiries and responses for a project in PDF format. Questions and answers will be listed under the NTB Contact Inquiry section. Questions will be posted anonymously.</p> <div data-bbox="462 1318 1182 1430" style="border: 1px solid black; padding: 5px;"> <p>NTB Contact Inquiry (Pre-Let): Project Manager - Pam Blazo</p> <p> Download NTB-1703001-3-1-2017.pdf - 24 KB</p> </div> <p>Inquirers may click on any of these files to view previously submitted questions and answers.</p>

If you have any questions on the e-Proposal site itself, please feel free to contact: MDOT-eProposal@Michigan.gov.